

VINYL

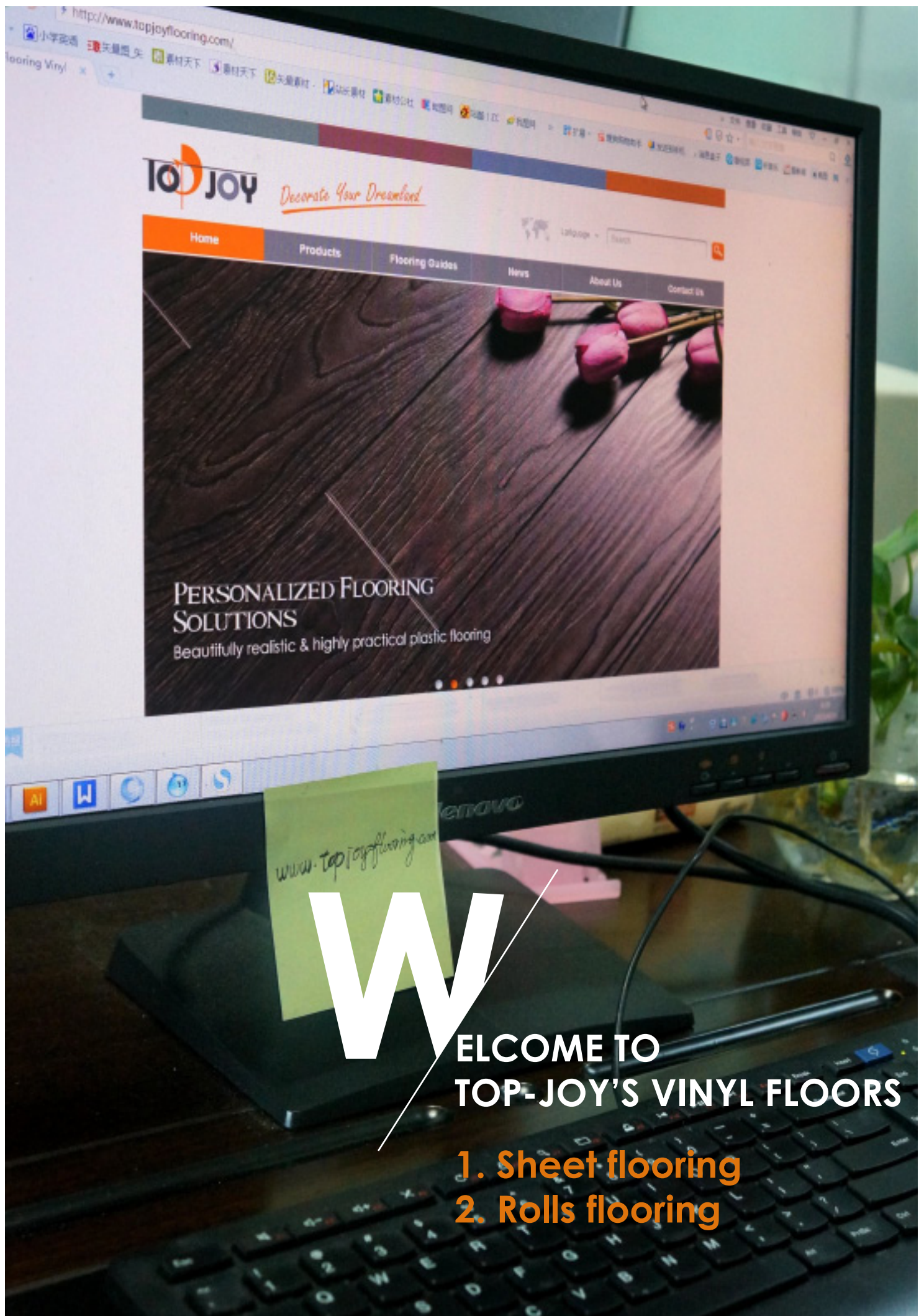


FLOORS

www.topjoyflooring.com

2015 collection





W

WELCOME TO
TOP-JOY'S VINYL FLOORS

1. Sheet flooring
2. Rolls flooring



T ABLE OF CONTENTS

- 06** SELECTING YOUR FLOOR
- 08** INSPIRED BY WOOD
- 10** INSPIRED BY STONE
- 12** INSPIRED BY ICONIC
- 14** INSPIRED BY carpet
- 17** WPC Vinyl Flooring Structure
- 18** Looselay Flooring Structure
- 19** Vinyl Click Flooring Structure
- 20** Self-adhesive Flooring
- 21** Self-adhesive Flooring
- 22** Different Vinyl Floors Collections



100%



Recyclable materials

Healthy and sustainable materials

YOU SHOULD KNOW:

All of our products are compatible with underfloor heating systems.

S ELECTING YOUR FLOOR

Sheet flooring

Express your personality!

By offering a wide and impressive range of designs, finishes and formats, you can create a floor that's unique to your home and guaranteed to last for years to come.

First, choose the look you like:

- *STONES*
- *WOODS*
- *ICONIC*
- *CARPETS*

Next, compare the flooring performance attributes with the features and benefits important to you. Progression from one level to the next includes upgrades in design realism, stain protection, and longer warranties.

	WOOD	STONE	ICONIC	CARPETS
KDY	✓	✓		
JF	✓	✓	✓	✓
JH	✓	✓		
JM	✓	✓	✓	✓
HKC			✓	
FKC		✓		
ANS	✓	✓		✓

Do you love the authentic, rustic look of traditional crafted wood planks? Or perhaps you prefer the distinctive texture and intricate patterns of quarried stone? Whatever it is you're after, you're sure to find a look that's just right for you in our wide range of stylish, high quality TOP-JOY Designfloors.



A high-angle, close-up photograph of a light-colored wood-grain laminate floor. The planks are arranged in a diagonal pattern. In the upper right corner, two bright green plastic bottles and a white ceramic bowl filled with natural sponges and brushes are visible. A large, dark blue stylized letter 'I' is positioned on the left side of the page, with a thin blue line extending from its base towards the text.

INSPIRED BY WOOD

WOOD AT A GLANCE

Plank Size

102mm, 152mm, 178mm, 228mm widths (4", 6", 7" and 9" widths)
914mm, 1219mm, 1800mm lengths (36", 48" and 71" length)





INSPIRED BY STONE


S

STONE AT A GLANCE



Tile Size

305mm, 457mm, 610mm widths (12", 18" and 24" widths)
 305mm, 457mm, 610mm widths (12", 18" and 24" lengths)





INSPIRED BY ICONIC







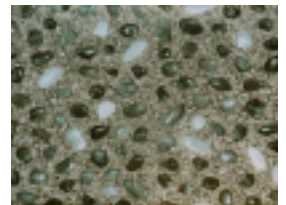
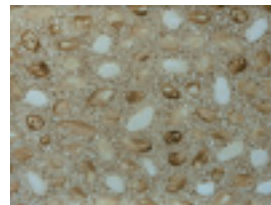


CONIC AT A GLANCE

Tile Size

305mm, 457mm, 610mm widths
(12", 18" and 24" widths)

305mm, 457mm, 610mm widths
(12", 18" and 24" lengths)





INSPIRED BY CARPET

CARPET AT A GLANCE

Tile Size

305mm, 457mm, 610mm widths (12", 18" and 24" widths)
305mm, 457mm, 610mm widths (12", 18" and 24" lengths)






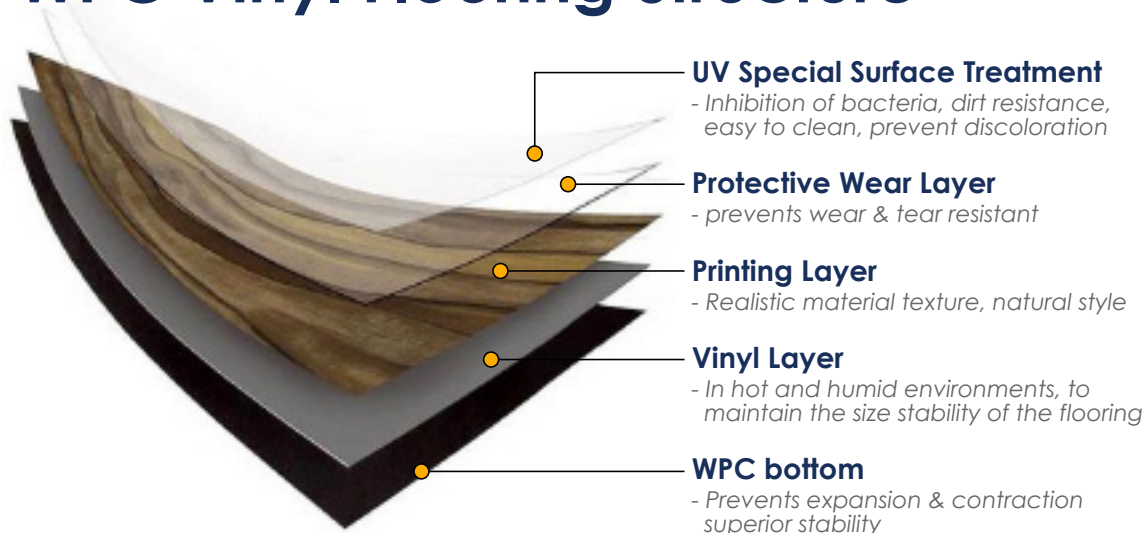


1

WPC

Wood-plastic composites (WPC) are composite materials made of wood fiber/wood flour and thermoplastic (includes PVC and more) while facilitating optimal processing conditions. Mixed with PVC and wood material, it combines both advantages. Compared with traditional click flooring, it has better occlusion.

WPC Vinyl Flooring Structure




2



LOOSELAY

Quick and easy to fit over most existing hard floors. Quieter than click or laminate. No adhesives in most installations and is 100% recyclable. The most easy solution for renovations.

Looselay Flooring Structure



1. UV Coating
2. Wear Layer
3. Printed Layer
4. Middle Layer
5. Underlayer PVC Backing





3

VINYL CLICK

Click planks require no special tools, adhesives, or underlayment. Click system ensures that planks come together easily for a durable and glue-less installation. Perfect for basement flooring, if you ever get water, simply pick up the tiles, dry the area out and reinstall. You can also take them with you if you move!

Vinyl Click Flooring Structure



4

SELF-ADHESIVE FLOORING

Self-adhesive flooring is a good product that makes the job of installation a little easier, which is why homeowners love it. Installing it is more or less like installing other vinyl tiles, except that you have no adhesive.



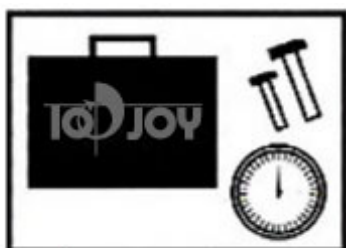

Self-adhesive Flooring Structure



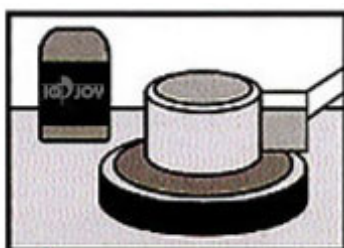
5

DRYBACK FLOORING


It goes without saying that vinyl is also an easy to live with flooring. Its great resistance to stains, marks and moisture makes it an ideal choice for easy maintenance. Save time on cleaning to spend it with your family!



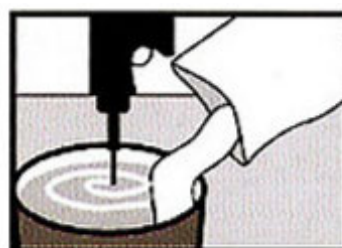
1 Floor check



2 Floor Preparation




3 Ground Layer priming




4 SLC construction
-Mixing




5 SLC construction



6 Tile Installation
-Glue coating



7 Tile Installation
-Sticking



8 Tile Installation
-Exhausting, roll pressing

DIFFERENT VINYL FLOORS COLLECTIONS

Premium

Best

Better

Good

	wpc	looselay	click	self-adhesive	dryback
JH	●	●	●		●
KDY	●				●
JF		●	●		●
JM				●	
TY				●	
ANS		●	●		●
Thickness	6/7/8mm	4/5mm	3.2/4/5mm	1.2/1.5/2mm	2/2.5/3mm
Maintenance	Premium	Best	Better	Good	Good
Performance	Premium	Best	Better	Good	Good
Warranty	25-year limited light commercial <i>Lifetime Limited Residential</i>	20-year limited light commercial <i>Lifetime Limited Residential</i>	15-18year limited residential	7-12year limited residential	10-15year limited residential

What is vinyl flooring?

Vinyl flooring, also known as resilient flooring because of its memory (ability to bounce back), was developed for lasting performance, to withstand heavy traffic and for easy maintenance (it is very easy to clean). Vinyl flooring offers many options. It is available in sheets or in tiles. It can be made to resemble other materials like stone, ceramic tile or hardwood. It can be designed to present a variety of looks, including checkered, deco, retro, traditional, or upscale contemporary.

What are the advantages of vinyl flooring?

Vinyl flooring is good looking, affordable and versatile. It is appropriate to use vinyl anytime you want to cover more square footage at a more economical cost. It typically is available in large sheets. Therefore, a vinyl floor can be installed with few seams. Quality vinyl flooring is durable, is not affected by surface moisture (like hardwood flooring), is stain resistant, and can look good and last for decades. It is relatively easy to clean and maintain.

What are the disadvantages of vinyl flooring?

Vinyl flooring often uses water-soluble adhesives and is not recommended for areas that may be exposed to water for an extended period of time. Vinyl flooring can be ripped or gouged by sharp objects and if so, they cannot be fully repaired (sometimes the damage can be hidden or covered). Vinyl floors are not the ideal choice for areas that receive a lot of sunlight. Direct sunlight can cause their color to fade.

What does "no-wax" flooring mean in terms of floor maintenance?

No-wax means your floor has a factory applied coating which does not require buffing or waxing. We recommend vacuuming or sweeping regularly, and washing as needed with floor cleaner.

What is the average lifetime of a vinyl floor?

The lifetime of vinyl flooring varies widely because differences in the quality of the product greatly impacts its longevity. Vinyl flooring generally lasts from five to 30 years. How well you care and maintain your floor will also impact how long it lasts.

Can sunlight fade the color of vinyl flooring?

Yes, all vinyl floors are likely to fade in the constant rays of direct sunlight. Closing your window blinds or drapes on sunny days will help protect your vinyl flooring.

Color & Pattern Reproduction

We are careful to make sure our brochures are accurate and printed to very high standards, but photography and printing cannot always create a perfect representation of our products. For this reason we strongly recommend that you look at a sample of any product you are considering before placing your order.

Visit us online at
WWW.topjoyflooring.com



Order samples

If you need some extra help selecting the best color for your room,
why not order some cutting samples? These are small samples
designed to help you pick which product is right for you



Keep up-to-date with us:

English

www.topjoyflooring.com

spanish

www.topjoyflooring.es

<http://www.topjoyflooring.com/contact-us-5.html>

E-mail: info@topjoyflooring.com



Pinterest

<https://www.pinterest.com/topjoyfloorings/>



Blog

<http://topjoyfloorings.blogspot.com/>



Twitter

<https://twitter.com/TopJoyFlooring>



Facebook

<https://www.facebook.com/pages/Top-Joy-flooring>

