



# WPC CLICK FLOORING


## Versailles Series

Top-Joy International Trading(Shanghai)Co., Ltd.

# Versailles Series



V-9001



V-9002




V-9003



V-9004



V-9005



V-9006



V-9007




V-9008



V-9009

★For more colors, please contact us.

# Versailles Series



V-7000



V-7001



V-7002



V-W10000



V-W10001



V-W10002



V-W10003



V-W10004



V-T2002

★For more colors, please contact us.



## Versailles Series



V-T2003



V-T2004



V-T2005



V-95128X1



V-95128X2



V-95128X3



V-95128X4



V-95128X5

★For more colors, please contact us.

# Click-Lock Flooring Installation Instructions

## General:

Green Choice Click Lock Flooring is designed to be installed with or without using glue. The panels can be clicked together simply, with the ingenious shape of the tongue and groove. This style of flooring is unique in that you can install the planks using either of two installation methods:

### *Method A (Angle-In installation method)*

- Position the panel to be installed at an angle of 20 to 30° to the panel already installed.
- Move the panel gently up and down while exerting forward pressure. The panels will automatically click into place. You can either insert the tongue into the groove, or the groove onto the tongue. The tongue into the groove is the easiest method. (See diagram)



### *Method B (Flat Installation method)*

- The panels can also be tapped into each other without lifting. For this method, you must use a special tapping block. The planks should not be joined with a single tap and the tapping block should be sitting flat on the floor. To avoid damaging the panels, you must tap them together gradually. (See diagram)
- Use this method only in cases where you are unable to use the Angle-In method. The rest of your floor should be installed using the Angle-In method.



## Pre-Installation guidelines:

These installation guidelines are at the suggestion of Top-Joy International Trading(Shanghai)Co., Ltd. and are intended to help our customers develop a plan to install their Green Choice flooring. It is also recommend that you consult a professional hardwood flooring installer.

# WPC CLICK FLOORING

Comes some troubles while installing the old state vinyl flooring? Would be easy to separate with each other after the installation? It's your time to meet our brand new press lock vinyl flooring.

Mixed with PVC and wood material, makes our products be able to occlusion better, harder to separate with each other. Also makes the flooring easier to keep the heat in. Not mention it's waterproof, anti-fire and slip, also durable and tough. With much cheaper price than the traditional flooring, making our products a better solution for the home decoration and commercial use. For more information, please contact us.

Technical Data	
Dimension	Rectangle Size: 6"x36", 4"x36", 7"x48", 8"x48"
Thickness	6mm / 7mm /8mm
Backing Type	Click system
Surface Finish	Glossy, matte, semi-matte

Safety Criteria	Standard	Value
Flammability	EN13501-1	Bfl
Slip Resistance	EN13893	DS
Formaldehyde Emission	EN717-1	None
Castor Wheel Test	EN425	Pass
Color Fastness	ISO 105-BO2	≥6
Determination of migration of heavy metals	EN71	None

Performance	Standard	Value
Wear Resistance	EN-660-2	≤0.015g
Flexibility	EN435	No damage
Curling After Exposure To Heat	EN434	≤1.2mm(80℃,6Hrs)
Peel Resistance	EN431	≥2.8Kgf/2cm
Dimensional Stability	EN434	≤0.12%(80℃,6Hrs)
Residual Indentation	EN434	≤0.1mm